




Designer Contracts Ltd

Hazardous Substances Risk Assessment

Reference:CPL - AFT SPYDER VINYL ADHESIVE

Title	CPL - AFT SPYDER VINYL ADHESIVE	Date Of Assessment	Fri 30 May 2025
Site	Designer Contracts Ltd	Location	All Sites
Risk Assessor	Laura Cross	Assisted by	Antony Maidens
Non-Employees Involved	-		
Review date	Sun 07 Jun 2026	Reviewer	Laura Cross

Substance

Substance Name	SPYDER VINYL ADHESIVE
Supplier	AFT Aerosols
Date of Safety Data Sheet (SDS)	Mon 31 Mar 2025
Details of Use	Spray adhesive Vinyl
Are there any hazard symbols on the SDS?	Yes
Associated hazards	Hazard
	 Caution
	 Flammable
	 Hazardous to the aquatic environment

Hazard Codes & Statements	Code	Description
	H222	Extremely flammable aerosol
	H229	Pressurised container: May burst if heated
	H315	Causes skin irritation
	H319	Causes serious eye irritation
	H336	May cause drowsiness or dizziness
	H411	Toxic to aquatic life with long lasting effects
Precaution Codes & Statements	P102	Keep out of reach of children
	P210	Keep away from heat, hot surfaces, sparks, open flames and other ignition sources. No smoking
	P251	Do not pierce or burn, even after use
	P280	Wear protective gloves/protective clothing/ eye protection/ Face protection.
	P308+ P313	IF exposed or concerned: Get medical advice/ attention
	P501	Dispose of contents/container in accordance with local Regulations.
	P261	Avoid breathing vapour/spray.
	P273	Avoid release to the environment
	P264	Wash hands [and ...] thoroughly after handling
	P304+ P340	IF INHALED: Remove person to fresh air and keep comfortable for breathing
	P302+P352	IF ON SKIN: Wash with plenty of water

	P305 + P351 + P338	IF IN EYES: Rinse cautiously with water for several minutes. Remove contact lenses, if present and easy to do. Continue rinsing.
	P332+ P313	If skin irritation occurs: Get medical advice/attention
	P337 + P313	If eye irritation persists: Get medical advice/ attention
	P410 + P412	Protect from sunlight. Do no expose to temperatures exceeding 50 o C/ 122 o F
Does this substance have workplace exposure limits?	Yes	
Short term	1500 ppm 3620 mg/m3	
Long term	1000 ppm 1750 mg/m³	
Is Health Surveillance required?	No	
Routes of entry into body	Absorption (through skin/eyes), Ingestion (swallowing), Inhalation (breathing in)	

Assessment

How much is being used per batch?	Medium (1-1000KG or 1-1000L)
Is the substance use a solid or liquid?	Liquid
How volatile is the liquid?	Low
Hazard group	A
Control system	General Ventilation

Hazardous substances control system

Control Measure	Further Details
-----------------	-----------------

Control measures

Existing Control Measures	Description
	<p>Description of first aid measures</p> <p>General information</p> <p>Move the exposed person to fresh air at once. Get medical attention if any discomfort continues.</p> <p>Inhalation</p> <p>Move the exposed person to fresh air at once. When breathing is difficult, properly trained personnel may assist affected person by administering oxygen. Keep the affected person warm and at rest. Get prompt medical attention.</p> <p>Ingestion</p> <p>DO NOT induce vomiting. Rinse mouth with water. Get prompt medical attention.</p> <p>Skin contact</p> <p>Wash the s</p>
	<p>Extinguishing media</p> <p>Fire can be extinguished using: foam; carbon dioxide; dry powder</p> <p>Special hazards arising from the substance or mixture</p> <p>Unusual fire & Explosion hazards</p> <p>Aerosol cans may explode in fire.</p> <p>Advice for firefighters</p> <p>Wear self contained breathing apparatus</p>
	<p>Wear respiratory protection. Avoid breathing vapours. Ensure adequate ventilation. Remove all sources of ignition.</p> <p>Evacuate personnel to a safe area. Beware of vapours accumulating in low areas.</p>
	<p>Environmental precautions</p> <p>Discharge into the environment must be avoided.</p> <p>Methods and material for containment and cleaning up</p> <p>Wear necessary protective equipment. Extinguish all ignition sources. Avoid sparks, flames, heat and smoking.</p> <p>Ventilate. Let evaporate. Keep out of confined spaces because of explosion risk. If leakage cannot be stopped, evacuate area.</p>
	<p>Precautions for safe handling</p> <p>Keep away from heat, sparks and open flame. Avoid spilling, skin and eye contact. Ventilate well, avoid breathing vapours. Use approved respirator if air contamination is above accepted level.</p>

Existing Control Measures	Description
	<p>Conditions for safe storage, including any incompatibilities</p> <p>Aerosol cans: Must not be exposed to direct sunlight or temperatures above 50°C.</p>
	<p>Appropriate engineering controls</p> <p>Observe any occupational exposure limits for the product or ingredients. As this product contains ingredients with exposure limits, process enclosures, local exhaust ventilation or other engineering controls should be used to keep worker exposure below any statutory or recommended limits, if use generates dust, fumes, gas, vapour or mist.</p>
	<p>Eye/face protection</p> <p>Chemical splash goggles or face shield. Use equipment for eye protection tested and approved under appropriate government standards such as EN 166(EU).</p> <p>Hand protection Considering the data specified by the glove manufacturer, check during use that the gloves are retaining their protective properties and change them as soon as any deterioration is detected. Nitrile rubber.</p>
	<p>Other skin and body protection</p> <p>Wash hands and any other contaminated areas of the body with soap and water before leaving the work site. Wear protective clothing</p>
	<p>Always use in a well ventilated area.</p> <p>Respiratory protection</p> <p>If ventilation is inadequate, suitable respiratory protection must be worn. Respiratory protection complying with an approved standard should be worn if a risk assessment indicates inhalation of contaminants is possible. Use respirators and components tested and approved under appropriate government standards such as CEN (EU).</p>
	<p>Hygiene measures</p> <p>DO NOT SMOKE IN WORK AREA! Wash hands at the end of each work shift and before eating, smoking and using the toilet. Promptly remove any clothing that becomes contaminated. When using do not eat, drink or smoke.</p>
	<p>Waste treatment methods</p> <p>Empty containers must not be burned because of explosion hazard. Dispose of waste and residues in accordance with local authority requirements.</p> <p>All empty packaging must be returned to region and disposed of in Drum D</p>

Past reviews

Review date	Reviewer	Comments
-------------	----------	----------

Attachments

AFT SURESTICK VINYL ADH REV 5.pdf – Fri 30 May 2025